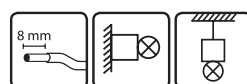
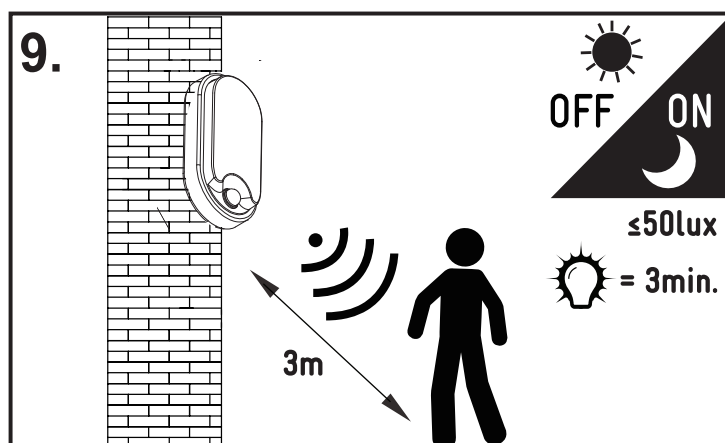
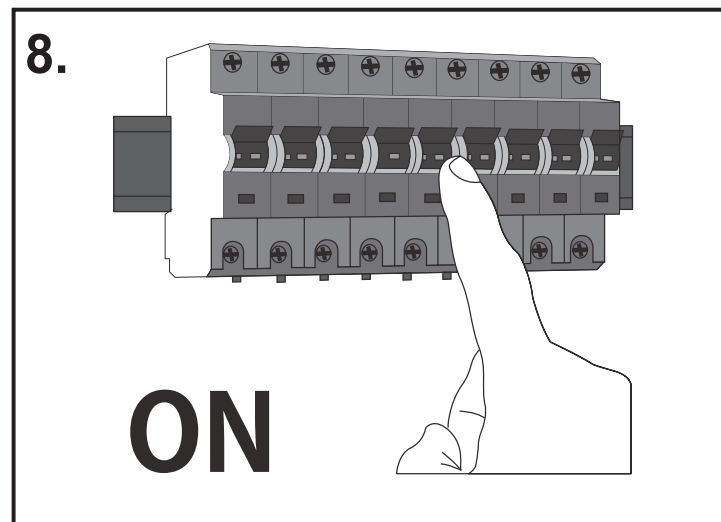
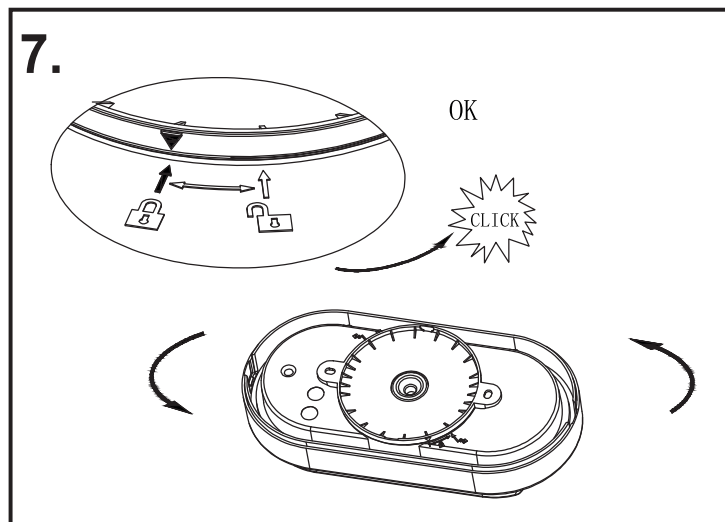
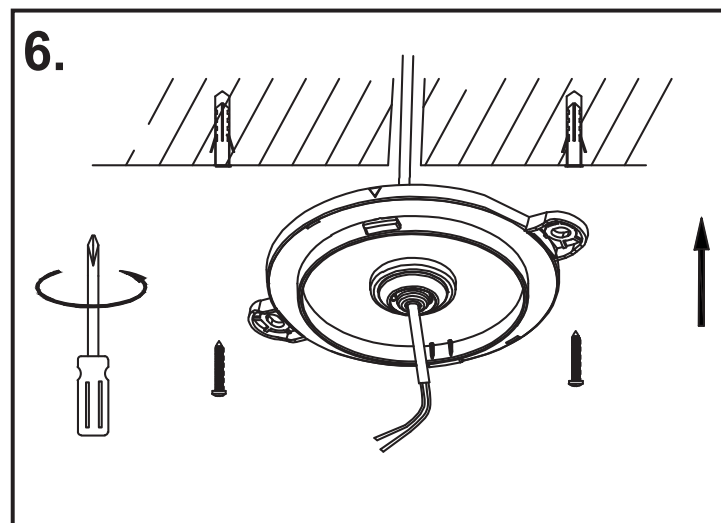
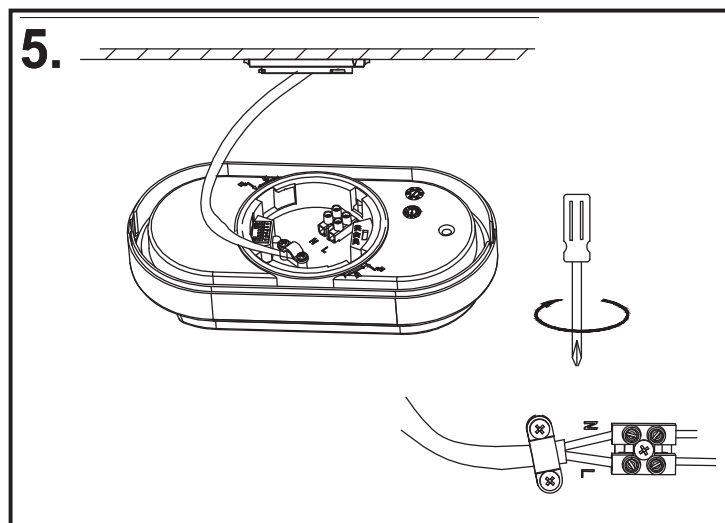
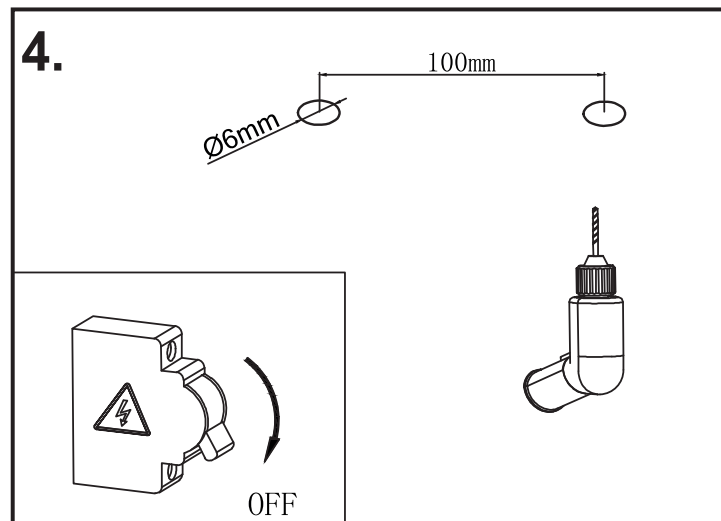
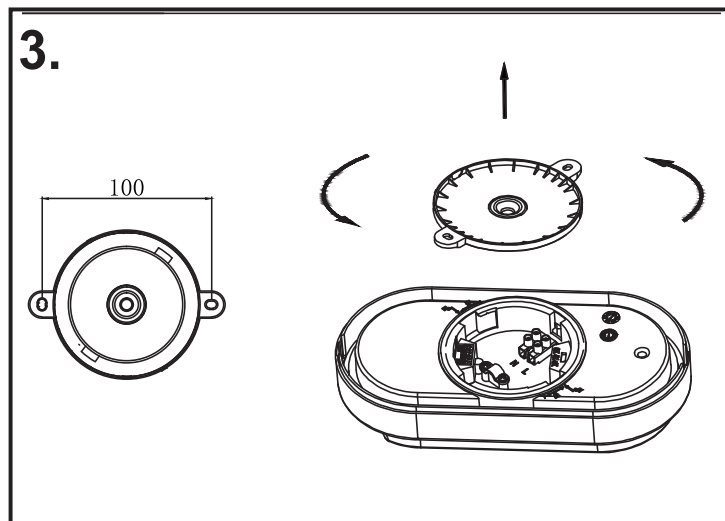
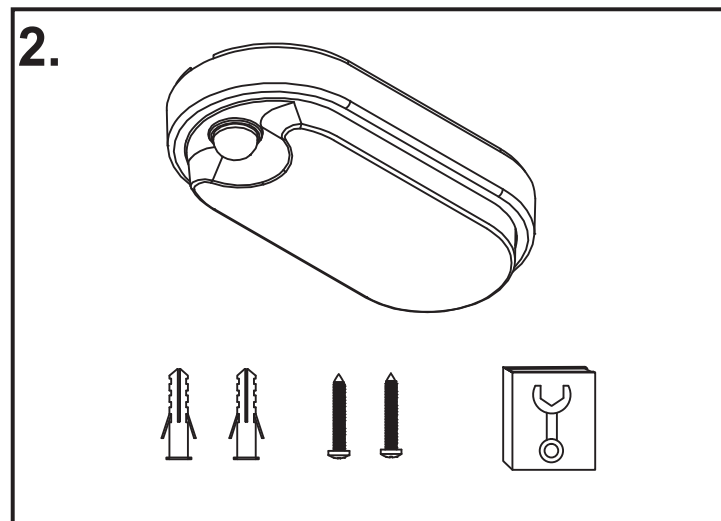
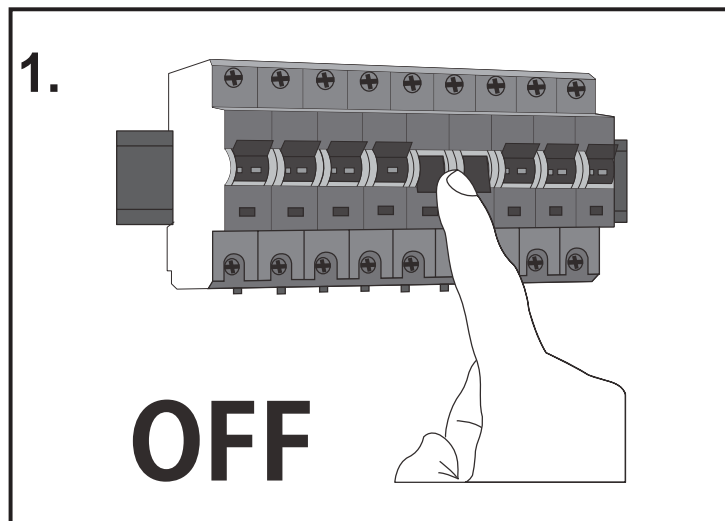


paul russells® **LED BULKHEAD**
With PIR MOTION SENSOR



Safety Instructions

Please read these instructions carefully before starting to install or use this product and retain them for future reference.

The lights should only be installed by authorized trained individuals who follow the applicable electrical installation guidelines. Always observe the technical details provided on the manufacturer's plate and in these instructions. Prior to installation, ensure that the mains connection is not under voltage. Either trigger the trip switch or remove the fuse to prevent accidental reconnection. It is important to protect against being switched on again.

Please note that lights marked with IP54 are protected against splashing water.

☐ Protection class II: This light has protective insulation.

Electrical supply: The lights require an electrical supply of 220-240V at a frequency of 50Hz.

Connection terminals: The marking of the connection terminals is as follows: L = Phase, N = Neutral.

Prohibition of modification: It is forbidden to modify the mechanical or electrical construction of the lights.

Child safety: Take measures to prevent children from accessing electrical appliances.

Suitable ambient temperature: The lights are suitable for use in areas with an ambient temperature ranging from -20°C to 40°C.

Avoid mounting on damp surfaces: Do not mount the lights on a damp base.

Prevent damage during installation: Ensure that the installation and connection wiring remain undamaged during fitting.

Care for surface areas only: Only the surface areas of the lights require care. Do not allow moisture to enter electrical connection areas or conducting parts.

Nullification of guarantee claim: Failure to observe the safety and installation instructions will nullify the guarantee claim for any damages incurred. The manufacturer accepts no liability for consequential damages resulting from this.

Current installation instructions: These installation instructions correspond to the technical status at the time of printing.

Rights to modifications: The manufacturer reserves the right to make modifications in technology and equipment.

The luminaire contains built-in LED lamps.

The product's light source is classified as energy efficiency class F.

Non-replaceable light source and control gear: The light source and control gear of the luminaire cannot be replaced by the user.

Please follow these instructions carefully to ensure proper installation and safe use of the lights. Failure to comply may result in damage or loss of warranty coverage.



Proper disposal of this product:

Please note that this product should not be disposed of with household refuse. The symbol displayed (Eb) indicates that it requires separate disposal. Old appliances contain valuable recyclable materials that should be taken to a recycling facility. This is important to prevent environmental hazards and potential risks to human health caused by uncontrolled disposal.

To ensure proper disposal, please use suitable collection systems or return the appliance to the location where you purchased it for appropriate recycling. By following these disposal guidelines, you contribute to responsible waste management and help protect the environment.

